
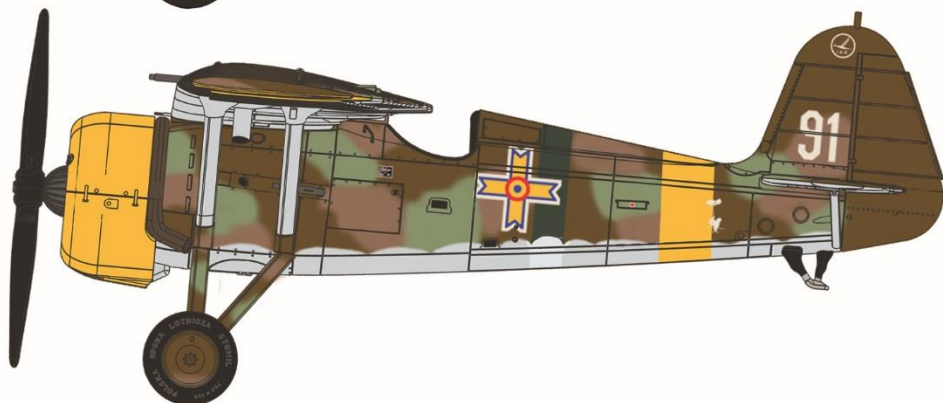


PZL / IAR P.11F

Polish fighter plane in Romanian service



ED 48035 ☐

PZL / IAR P.11F

Polish fighter plane in Romanian service

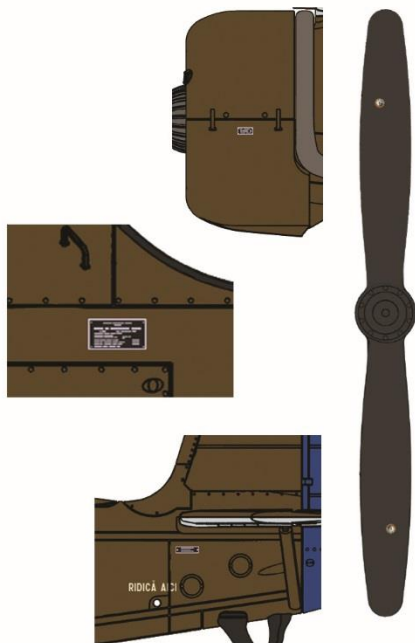
Fifty PZL P.11b aircraft were produced for *Aeronautica Regală Română* and delivered in 1932. Apart from the Gnome-Rhone 9Krsd (595 HP) engines, they were similar to P.11a. After the development of P.11c, *Aeronautica Regală Română* decided to buy a licence and produce the new model in I.A.R. Braşov. As a result, beginning in 1936 IAR Braşov built 95 IAR P.11F aircraft powered by Gnome-Rhone 9Krsd (610 HP) engine. The new aircraft were used by 6 fighter units, while the older PZL P.11b aircraft were transferred to training facilities.

At the beginning of 1941, Romania launched serial production of a new fighter – the IAR 80. In the summer of 1941, fighter units began to be equipped with new equipment, and P.11F fighters were grouped in the *Flotila 3 Vânătoare* stationed in Galati (56 operational P.11F fighter planes). From the end of June 1941, units of the *Flotila 3 Vânătoare* took an active part in the Romanian offensive in Bessarabia, and then in the battles for Odessa. As the front moved east, P.11Fs were increasingly used for direct action over the battlefield and to support their own infantry. After the first campaign, all P.11 fighters were relegated to training duties and sent to Fighter schools in Râmnicu-Sărat, Turnu-Severin, Călăraşi and Ghimbav-Braşov. Between 1942 and 1943 the P.11s were used as trainers by many Romanian fighter pilots who would gain ace status during spring and summer 1944 while flying the IAR 81C and Bf 109G. In the first years after the war, due to the significant reduction of Romanian aviation, the P.11s were scrapped.

Info based on Teodor Liviu Morosanu & Dan Alexandru Melinte book "Romanian Fighter Colours 1941-1945" published by STRATUS 2010

	VALLEJO	HATAKA	LIFE COLOR	MR HOBBY	AK INTERACTIVE
Khaki Brown	71.297	HTK-_299	UA210	C517	RC033 / AK11373
Terracota	71.125	HTK-_012	UA015	C310	RC225
Light Green	71.126	HTK-_091	UA416	C312	RC232
Olive Green	71.011	HTK-_022	UA111	C309	RC340 / AK11155
Blue-Grey	71.407	HTK-_203	UA036	C334	RC285 / AK11848
Yellow	71.078	HTK-_066	UA140	C113	RC934


The model of PZL/I.A.R. P.11F in 1/48 scale can be built using the PZL P.11c kit from ARMA HOBBY with the 48701 conversion set from FPW MODEL (containing the Gnome-Rhone 9Krs engine with a cowling and propeller). This set can be purchased in good modeling shops or directly from the manufacturer.

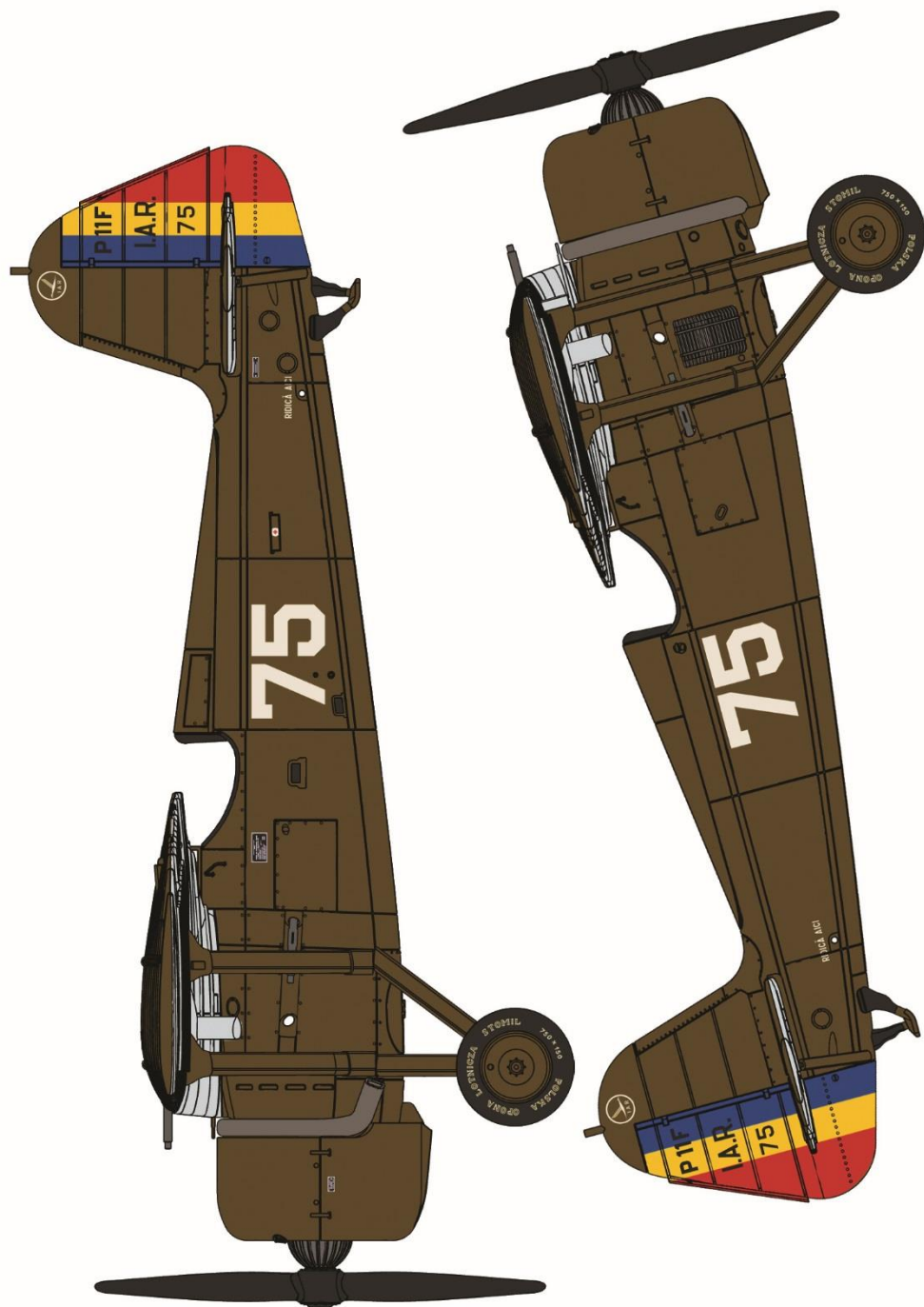


Many thanks to Michał Skawiński and the whole IBG team for their help in preparing this set

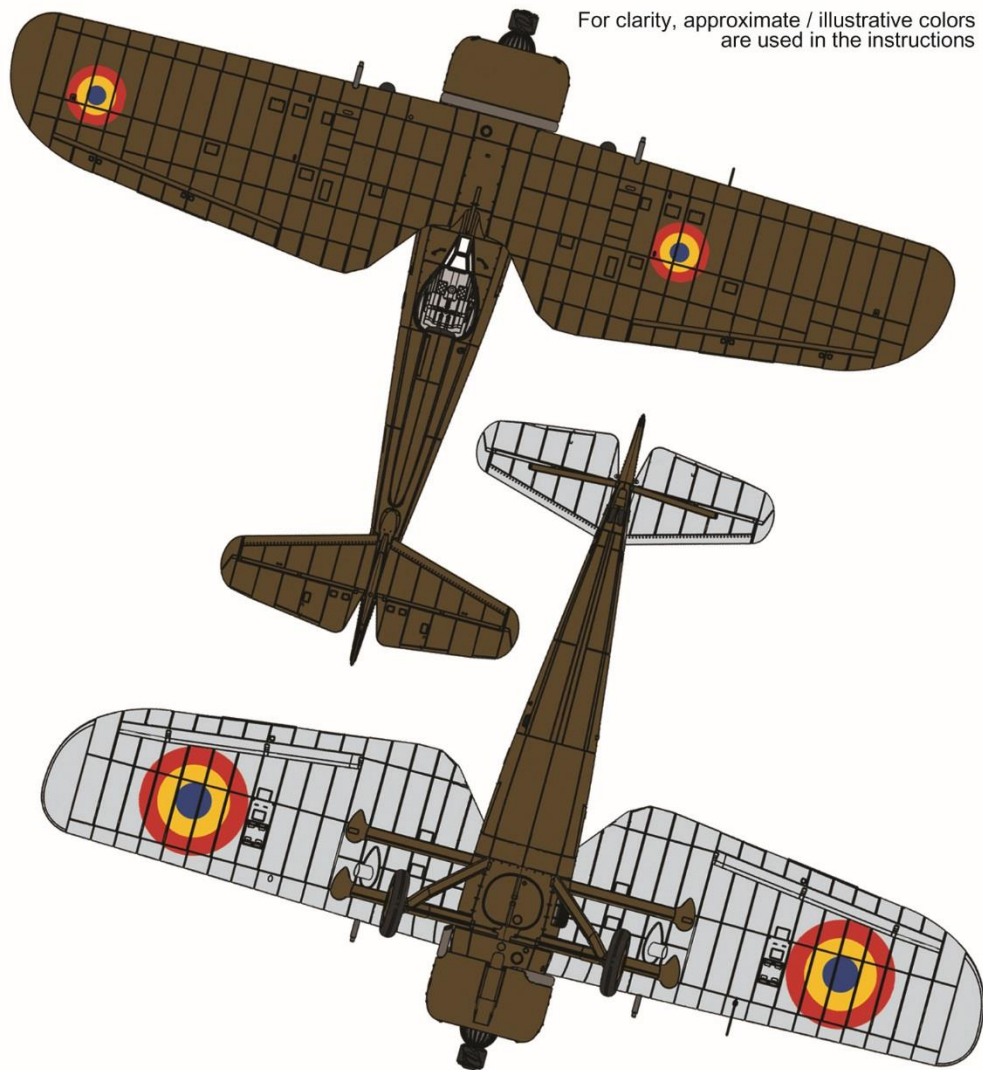


You can read about the differences in the construction of the PZL P.11c and P.11F in Michał Skawiński's e-book "P.11F Rediscovered" published on the IBG Models website. This publication can be downloaded from www.ibgmodels.com/resources-2/





For clarity, approximate / illustrative colors
are used in the instructions

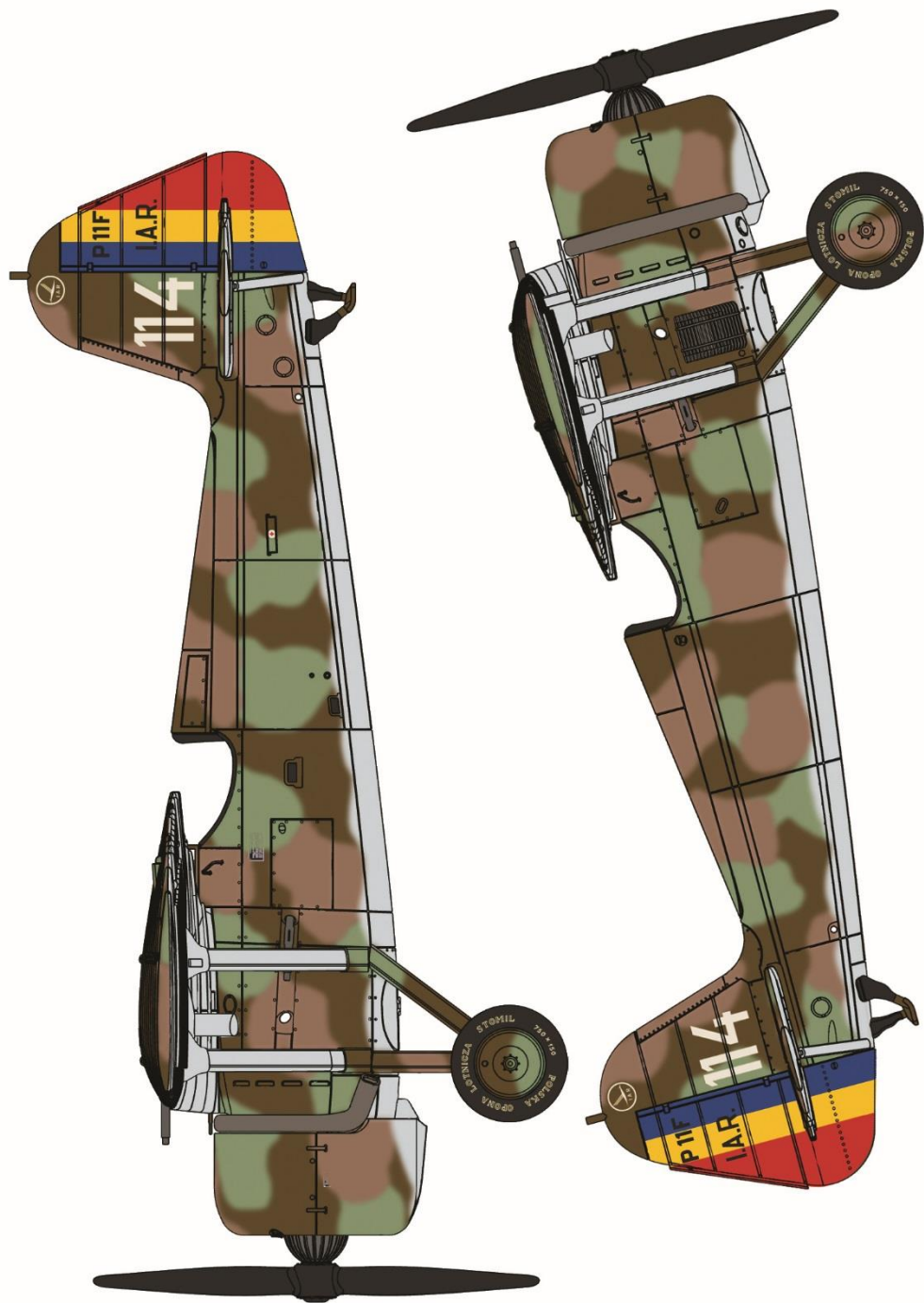


Khaki Brown

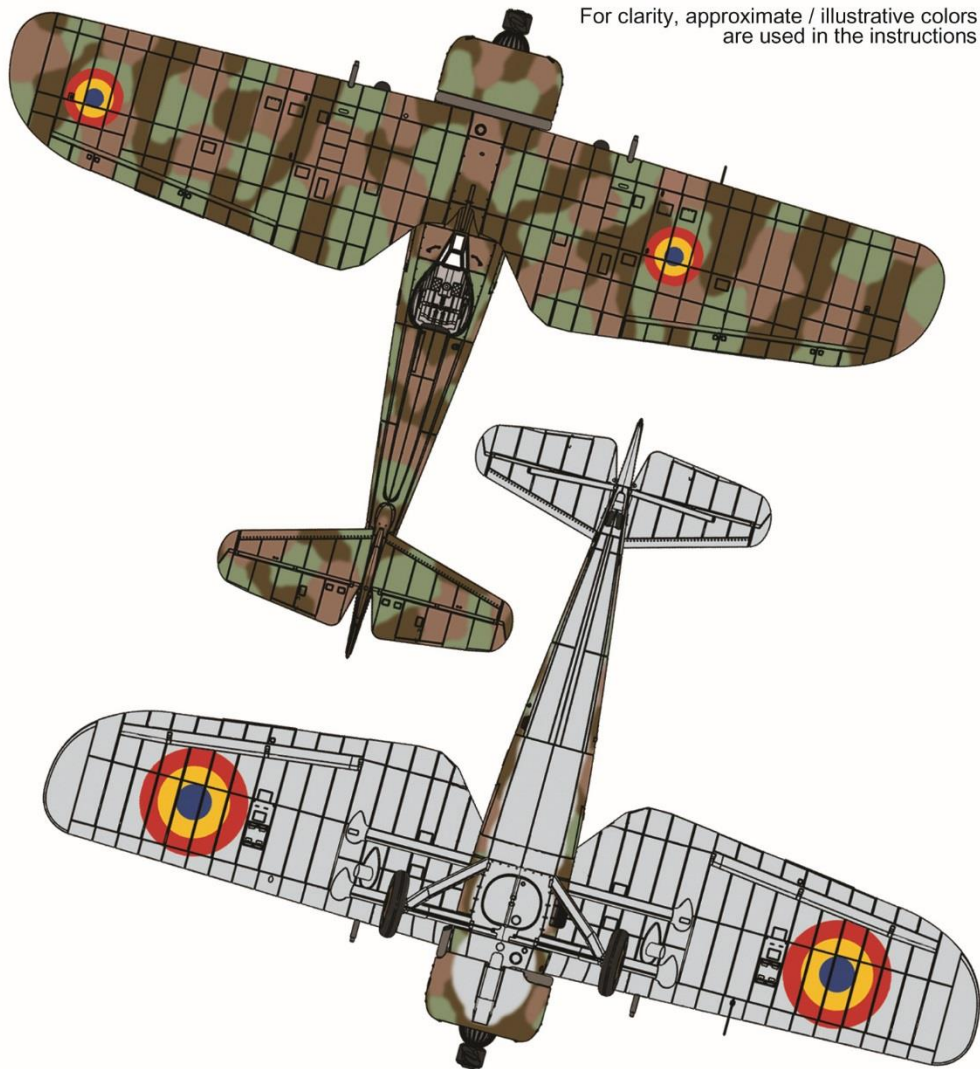
Blue-Grey

*More info about the painting schemes on
www.ibgmodels.com/resources-2/*

PZL/IAR P.11F No. 75, Flotila 1 Vânătoare,
pilot Elev T.R.Nicolae Rotaru, December 1939



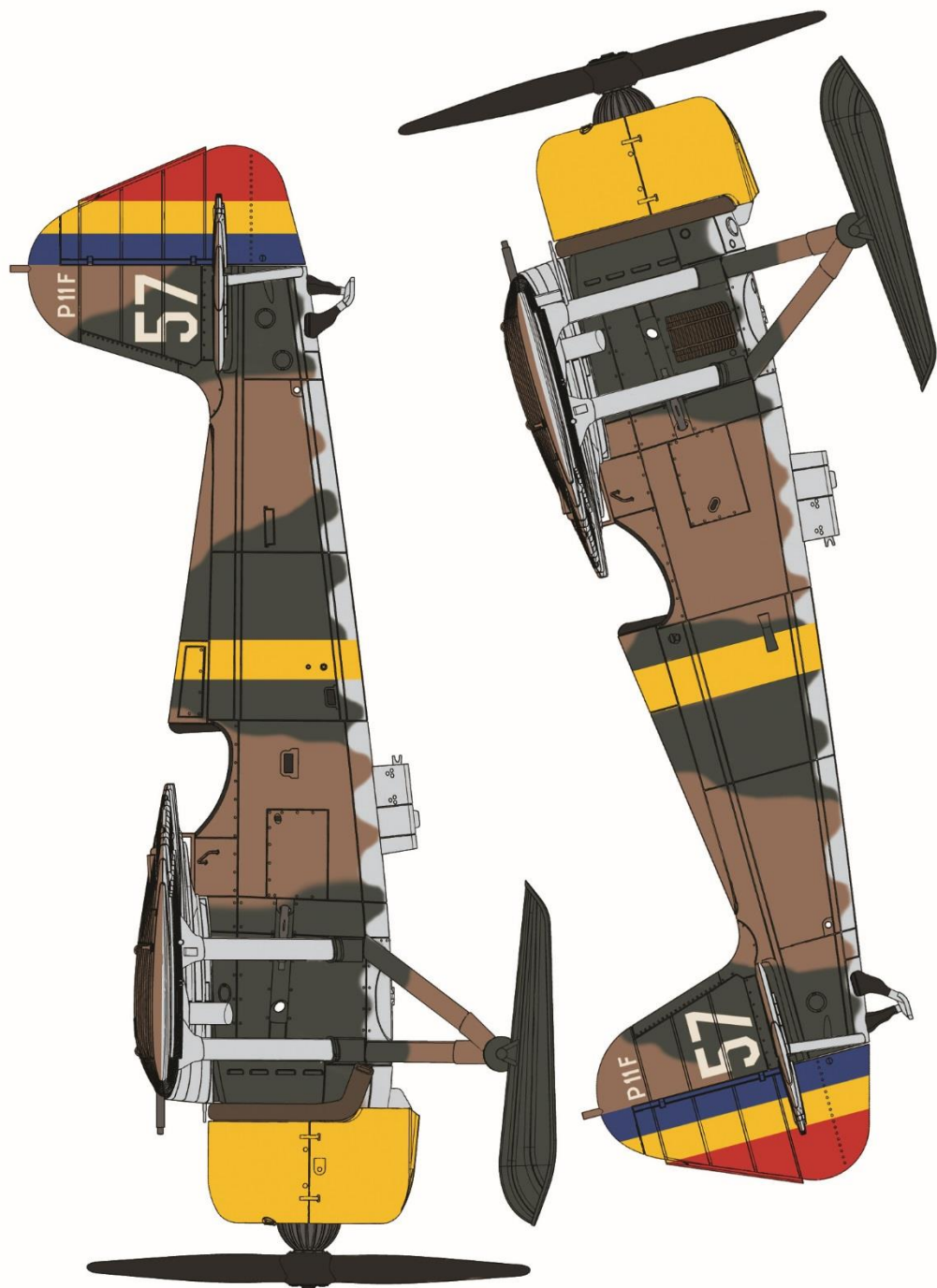
For clarity, approximate / illustrative colors
are used in the instructions




Khaki Brown	Light Green
Terracota	Blue-Gray

More info about the painting schemes on
www.ibgmodels.com/resources-2/

PZL/IAR P.11F No. 114, Flotila 2 Vânătoare,
pilot Adj.Stg.Av. Marian Voica, June 1940



For clarity, approximate / illustrative colors
are used in the instructions

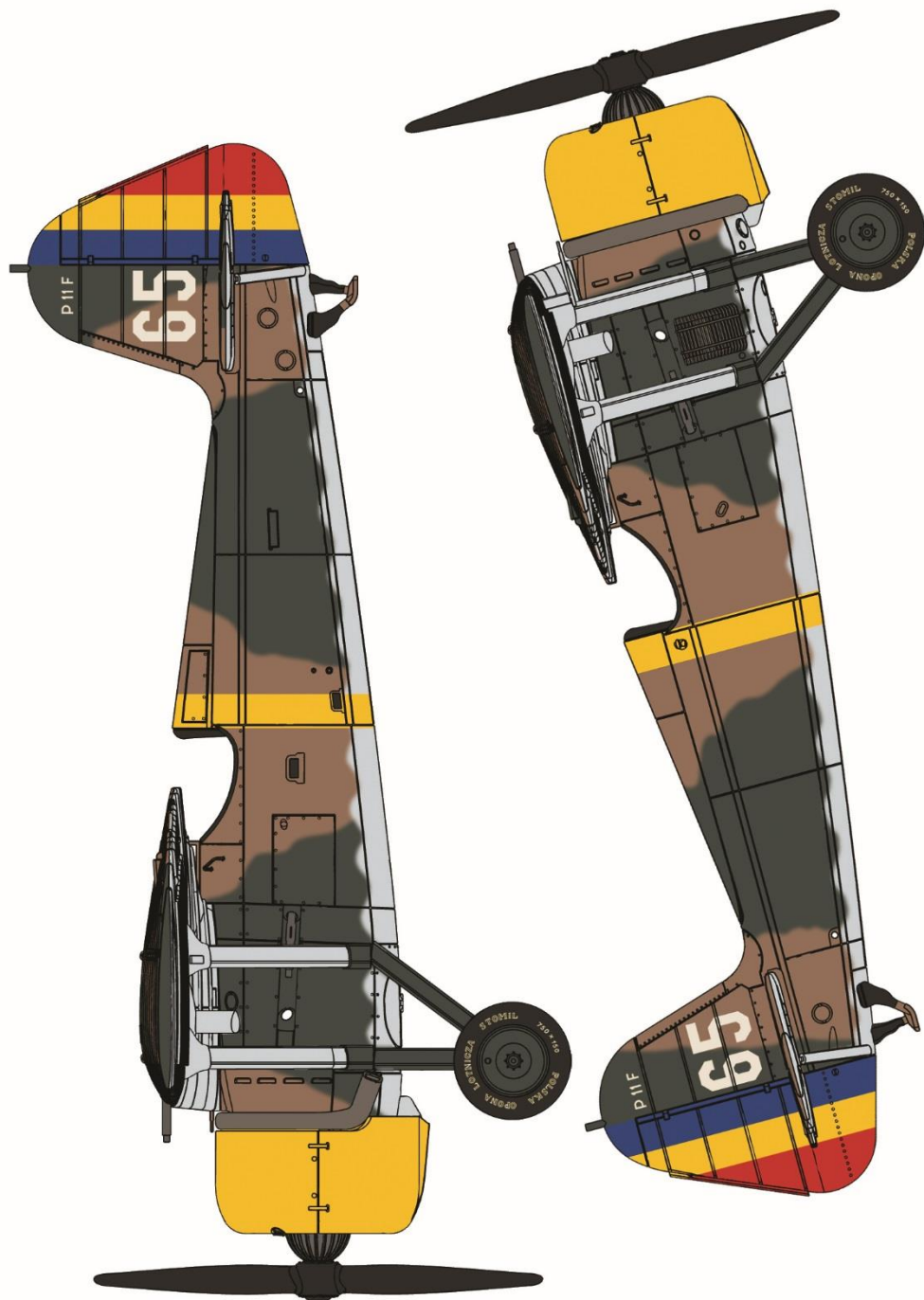


Olive Green	Blue-Grey
Terracota	Yellow

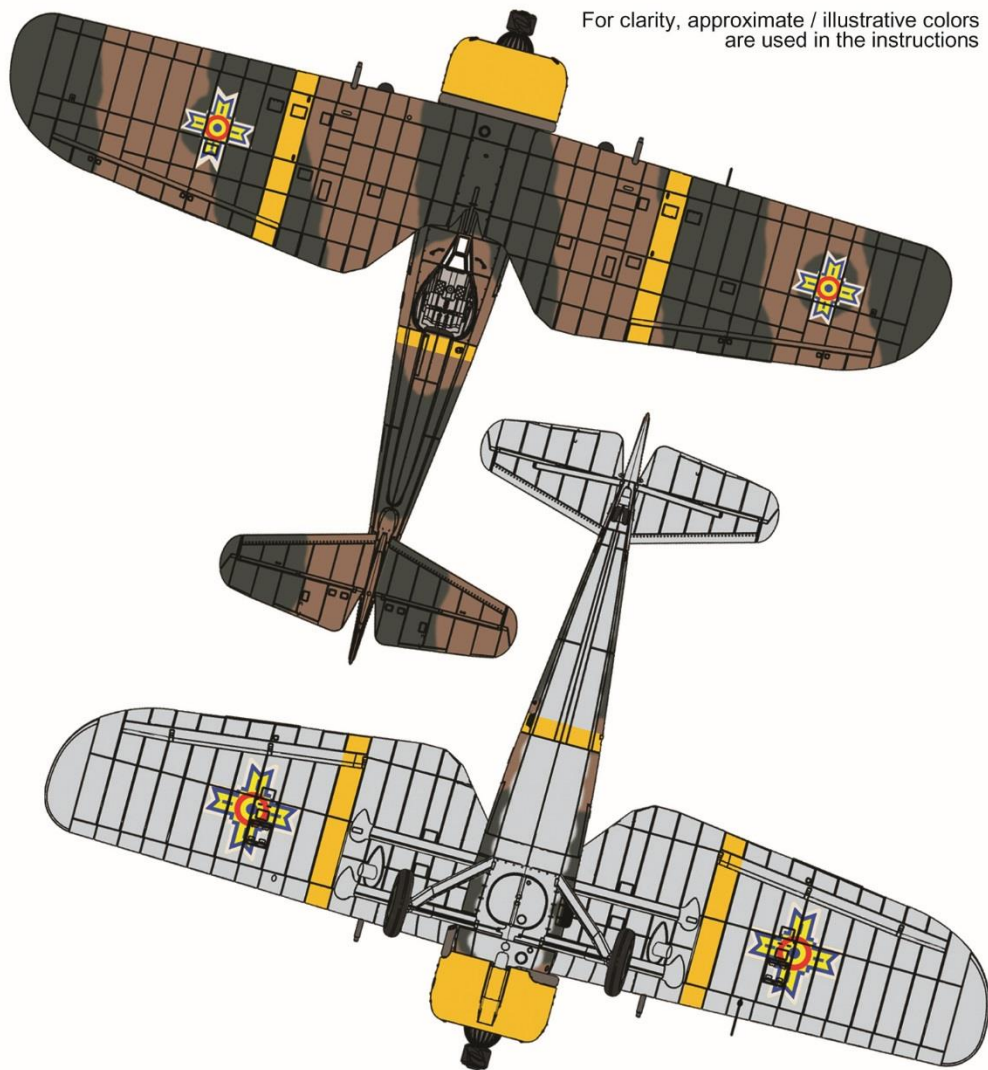
More info about the painting schemes on
www.ibgmodels.com/resources-2/

PZL/IAR P.11F No. 57, Flotila 2 Vânătoare,
Târgșoru-Nou airfield, early 1941

Unit was stationed in the vicinity of Ploesti with the task of defending the oil
facilities against potential British air attack.



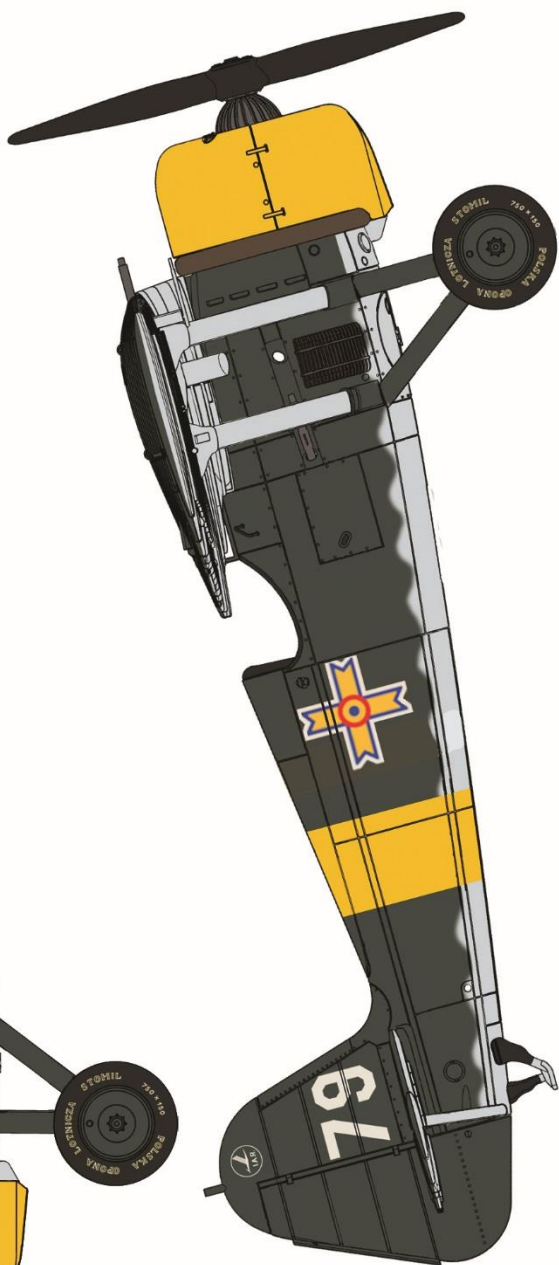
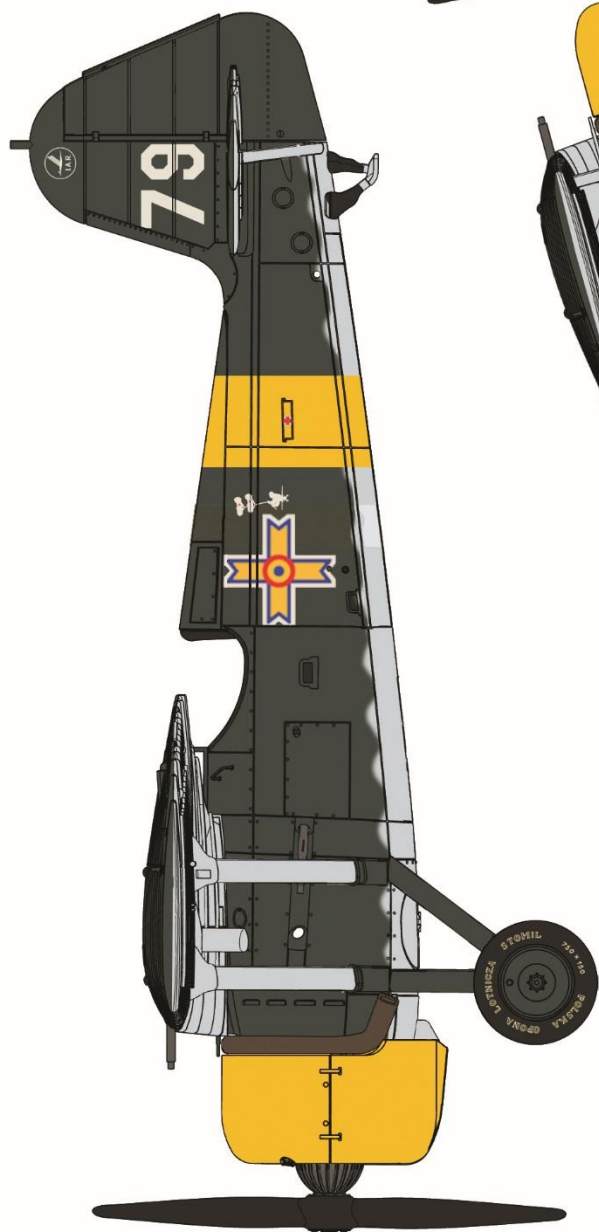
For clarity, approximate / illustrative colors
are used in the instructions




Olive Green	Blue-Grey
Terracota	Yellow

More info about the painting schemes on
www.ibgmodels.com/resources-2/

PZL/IAR P.11F No. 65, Grupul 3 Vânătoare,
pilot Adj.Av. Ioan Bosânceanu, June 1941



For clarity, approximate / illustrative colors
are used in the instructions



Olive Green

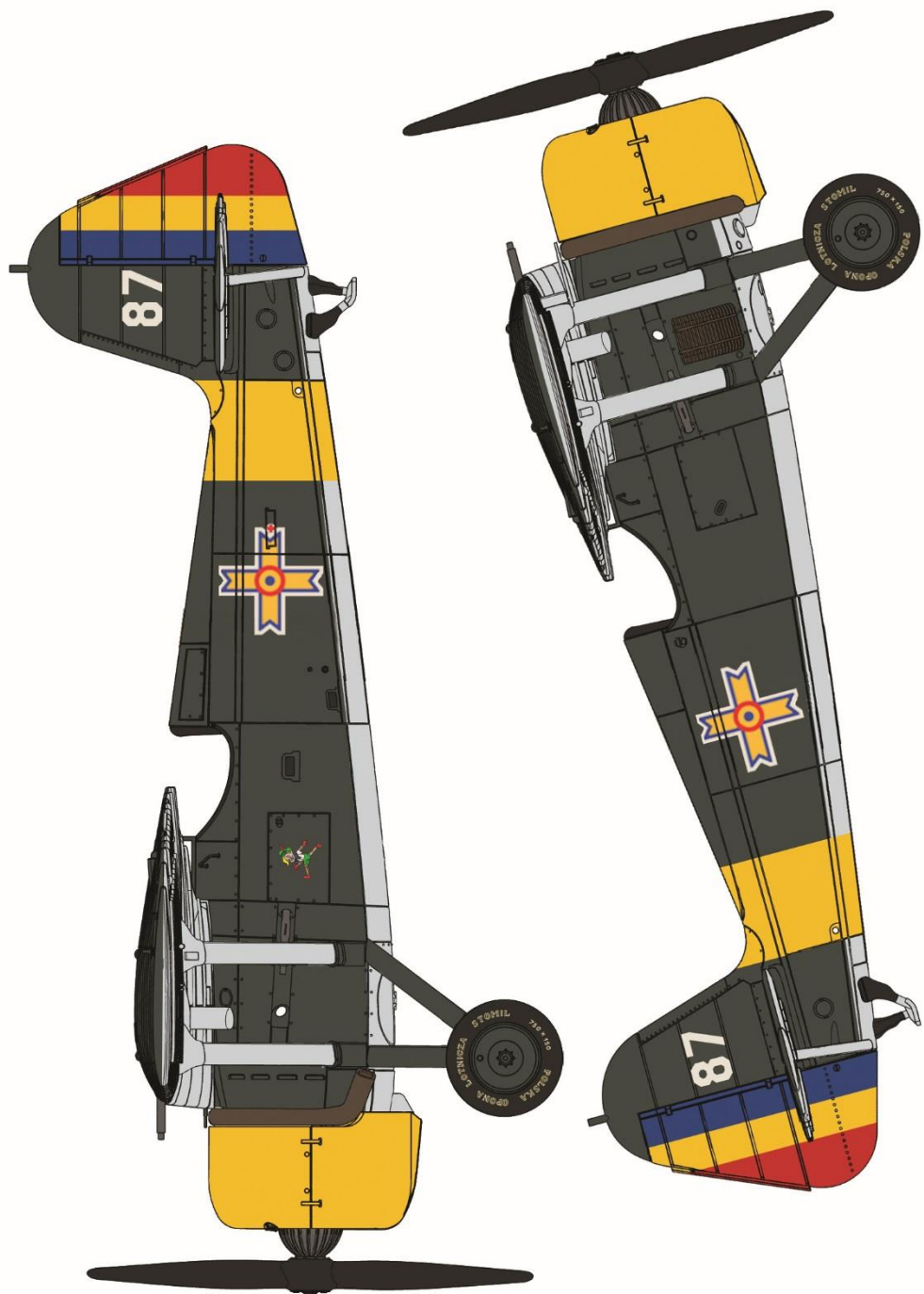
Blue-Grey

Yellow

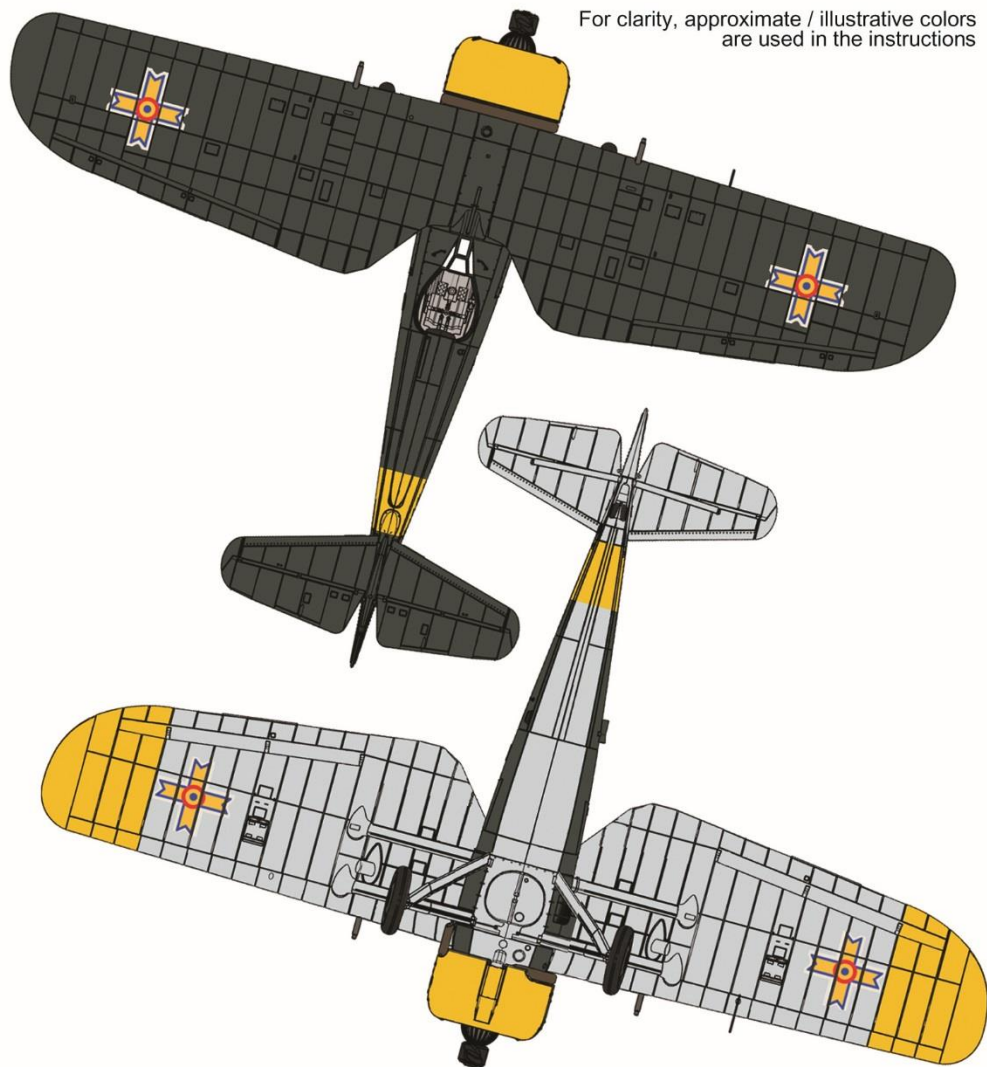
Typical camouflage scheme for Romanian PZL P.11 after overhaul – olive green over blue-grey. Red bands from previous markings are still visible on the fuselage and wings, painted over by thin layer of fresh paint. Two victory markings (a sketch of a PZL pilot with two Ratas on a leash) were painted – most probably depicting the two I-16s shot down by Adj.Stg.Av.Ioan Dimache on 29 August 1941.

The colored silhouette is based on information from the "Romanian Fighter Colours" book

PZL/IAR P.11F No. 79, Eskadrila 43, Grupul 3 Vânătoare,
pilot Adj.Stg.Av. Ioan Dimache, Baden landing ground, August 1941



For clarity, approximate / illustrative colors
are used in the instructions



Olive Green


Blue-Grey

Yellow


Typical camouflage scheme for Romanian PZL P.11 after overhaul – olive green over blue-grey. Note the Pinocchio emblem (possible unit emblem) on the fuselage, painted on several P.11s.

The colored silhouette is based on information from the "Romanian Fighter Colours" book (Stratus 2010)

PZL/IAR P.11F No. 87, Eskadrila 50, Grupul 4 Vânătoare,
pilot Adj.Stg.Av. Marian Voica, Băcioiu airfield, August 1941




For clarity, approximate / illustrative colors
are used in the instructions




Olive Green	Blue-Grey
Terracota	Yellow

The airplane left the overhaul facility most likely already after the start of the Operation Barbarossa and is presenting a clean camouflage without any overpaints of previous markings. It does however nicely show the mandatory markings worn by axis airplanes in the first months of the invasion of Soviet Union – 50cm yellow band on the fuselage and yellow wingtips.

PZL/IAR P.11F No. 102, Grupul 3 Vânătoare,
believed to be stationed at Tiraspol airfield, August 1941






For clarity, approximate / illustrative colors
are used in the instructions



Khaki Brown	
Terracota	Olive Green
Light Green	light / fresh Blue-Grey
Blue-Grey	Yellow

The plane is still wearing a multicolor camouflage (khaki brown / terracotta / light green over blue-grey) applied in the first half of 1940. Cockades were overpainted and replaced with crossed in May 1941. The 25cm yellow band on the fuselage was overpainted on top with dark colour (most likely olive green) and light one (probably fresh blue-grey or blue-grey with white) on the undersurfaces. Tricolor on the rudder was overpainted with some lighter colour (probably khaki brown). Axis recognition marks (wide yellow band on the fuselage, yellow wingtips undersurfaces and yellow cowling) had been added. Of the particular note is the victory symbol on the rear fuselage – a PZL pilot with I-16 Rata fighter on a leash.

PZL/IAR P.11F No. 91, Grupul 3 Vânătoare,
Baden landing ground, September 1941



Exotic Decals are distributed by ToRo Model - Tomasz Mańkowski
1/28 Sobieskiego Str. 05-510 Konstancin Jeziorna, Poland
www.toro-model.com.pl